

Statguard® Carpet Protector Application Instructions



Made in America



Figure 1. 81070 1 Quart spray trigger ready to use for dry application
81071 1 Gallon concentrate

Description

Statguard® Carpet Protector is specifically formulated to provide carpeting or fabric with static control properties and to protect from wet and dry soil. Statguard® Carpet Protector is a water-based protective treatment that forms an invisible shield around each fiber, which resists soil, stains, static, and static charge build-up and keeps clean carpets looking cleaner longer.

Statguard® Carpet Protector has been formulated to control the generation and build up of static charges on carpeting. Carpeting is known to generate upwards of 30,000 volts of static charges as people or objects travel across it. These levels of charges can be harmful to static sensitive devices. ESD events due to these voltages can cause a spark that may be uncomfortable for workers and harmful to sensitive components. Once applied to the carpeting, Statguard® Carpet Protector can reduce and may eliminate static charges by preventing them from accumulating.

General Guidelines

Statguard® Carpet Protector is the finest carpet protector available. Proper application of the Statguard® Carpet Protector will provide resistance to most stains and soils, while protecting the carpet from generating static charges.

Statguard® Carpet Protector can be applied to fabric chairs, carpet and other fiber materials in which you want to control the generation of static charges. We recommend that you always test a small area first to see that the fiber material is compatible and will receive the Statguard® Carpet Protector. Treated areas will need to be retreated as the Statguard® Carpet Protector is worn away. We recommend that the Statguard® Carpet Protector be reapplied when the electrical reading goes above 10^9 ohms.

Prior to applying the Statguard® Carpet Protector, make sure the material to be treated is clean and free of dirt, dust, and general grime.

It is important to apply Statguard® Carpet Protector when there is little to no traffic on the applied material, as it needs to dry thoroughly before use.

The Statguard® Carpet Protector Material Safety Data Sheet (MSDS), found on pages 3 and 4, should be thoroughly reviewed prior to handling or applying any of the Statguard® Carpet Protector.

Carpet Preparation

Only clean carpet or fabric should be treated with carpet protectors.

1. Vacuum the carpet to remove all loose soil.
2. Remove spots by your preferred professional method.
3. Thoroughly clean the carpet using the hot water (steam extraction) method (not necessary for new carpet).

Note: Shampooing can leave detergent on the carpet, which greatly accelerates resoiling and can reduce the electrical performance of Statguard® Carpet Protector. Therefore, when shampooing is required, it should be followed with hot water extraction to remove excess shampoo.

It is neither necessary nor desirable to remove any fluorochemical finish from carpet that has been treated previously.

Preparation of (Concentrate) Spray Mix

1. Measure the area to be treated to determine the amount of spray mix required.
2. Prepare the spray mix, making sure to add the proper amount of water to the concentrate. Choose from either damp or dry carpet below.
 - For damp, clean carpet after steam cleaning
 - Mix 5 parts water + 1 part Statguard® Carpet Protector concentrate
 - One gal of diluted Statguard® Carpet Protector will treat 200 ft² of carpet.
 - Dry carpet. If the carpet to be treated is dry, then the water ratio added increases. This ensures uniform wetting and application.
 - Mix 11 parts water + 1 part Statguard® Carpet Protector concentrate.
 - For dry carpet, one gal of diluted spray mix will treat 100 ft² of dry carpet.

Carpeting Application

Apply to carpet in a well ventilated area, use mechanical ventilation if needed. Hold the spray nozzle 12 to 18 inches from the carpet and apply half the prepared spray mix over the entire carpet area, spraying in a left to right direction. Then apply the other half over the entire carpet area by spraying perpendicular, or top to bottom, to initial direction.

- Be certain to maintain enough spray pressure to ensure a uniform spray pattern. Keep spray nozzle clean.
- If the pump tank is fitted with a pressure gauge, do not allow the pressure to drop below 30 psi.




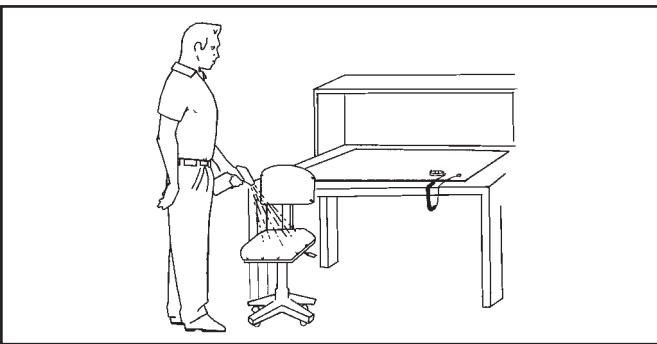
Figure 2. Compressed air sprayer in use.

Note: It is extremely important to obtain uniform coverage. Uneven application may result in uneven soil protection.

- To obtain the best performance from Statguard® Carpet Protector, work the product into the carpet immediately after spraying.
 - Use a pile brush on pile-type constructions.
 - Use a shag rake for open shag construct.
- Allow the carpet to dry. The soil and stain protection of Statguard® Carpet Protector will be fully effective when the carpet is completely dry.

Chair/Fabric Application

For chair application, it is recommended to spray-apply the Statguard® Carpet Protector using the ready-to-use spray quart bottle. Spray entire area needing protection with a medium mist



spray, at the rate of one quart for every 25 square feet of fabric.
Figure 3. Statguard® Carpet Protector application.

DRY TIME

Let each application dry for 2 hours or until dry to the touch, with no traffic. It is suggested that application be done after people leave for the day or during evening maintenance.

Clean Up

1. Rinse the spray tank, hose, and spray nozzle thoroughly with fresh water after each use.

2. Use fresh water to clean up any accidentally spilled spray mix.
3. Any over-spray should be removed while still wet with a water-dampened cloth. Any dried over-spray will be more difficult, if not impossible, to remove.
4. Wash hands thoroughly when finished.

Specifications

Appearance of solution:	opaque
PH:	7-9
Odor:	polymer
Solubility:	water 100%

Electrical Properties (Dry Film)

Resistance point to point (RTT): 10^5 to 10^9 ohms per ESD S4.1
Static Decay Rate: 5000 volts to zero in 0.01 seconds
per FTMS 101C Method 4046

Testing

It is recommended to test the surface resistance periodically to ensure that insulative contaminants such as dirt and grime are not building up on the surface. The surface should be kept clean. Testing either point to point resistance (RTT) or resistance to ground (RTG) will indicate if the Statguard® Carpet Protector needs surface maintenance. If the surface is clean, with high resistance readings, the Statguard® Carpet Protector is becoming thin and in need of replenishing its solids. These solids are worn away over time due to floor traffic. High floor traffic areas will need more frequent maintenance than low traffic areas. We recommend that the Statguard® Carpet Protector be reapplied when the electrical reading goes above 10^9 ohms.

NOTE: Statguard® Carpet Protector does not have a set life span. The chemicals are not known to degrade over time when stored at the proper temperature conditions as stated in the Material Safety Data Sheet. We also recommend that the product be stored in its original container and be sealed when not in use.

Limited Warranty

Desco expressly warrants that for a period of one (1) year from the date of purchase, our Statguard® Carpet Protector will be free of defects in material. Within the warranty period, the material will be replaced at Desco's option, free of charge. Call Customer Service Department at 909-627-8178 (Chino, CA) or 781-821-8370 (Canton, MA) for a Return Material Authorization (RMA) and proper shipping instructions and address. You should include a copy of your original packing slip, invoice, or other proof of purchase date. Material under warranty should be shipped prepaid to the Desco factory. Warranty replacements will take approximately two weeks.

Warranty Exclusions

THE FOREGOING EXPRESS WARRANTY IS MADE IN LIEU OF ALL OTHER PRODUCT WARRANTIES, EXPRESSED AND IMPLIED, INCLUDING MERCHANTABILITY AND FITNESS FOR A PARTICULAR PURPOSE WHICH ARE SPECIFICALLY DISCLAIMED. The express warranty will not apply to defects or damage due to accidents, neglect, misuse, alterations, operator error, or failure to properly maintain, clean or repair products.

Limit of Liability

In no event will Desco or any seller be responsible or liable for any injury, loss or damage, direct or consequential, arising out of the use of or the inability to use the product. Before using, users shall determine the suitability of the product for their intended use, and users assume all risk and liability whatsoever in connection therewith.

Material Safety Data Sheet

May be used to comply with OSHA's Hazard Communication Standard, 29 CFR 1910.1200, Standard must be consulted for specific requirements.

NFPA Designation 704

Degree of Hazard

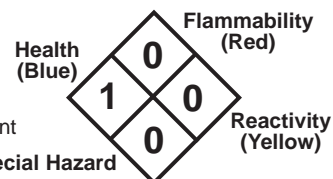
4 = Extreme

3 = High

2 = Moderate

1 = Slight

0 = Insignificant



IDENTITY (As Used on Label and List)

Statguard® Carpet Protector Concentrate

Note: Blank spaces are not permitted. If any item is not applicable, or no information is available, the space must be marked to indicate that.

Section I

Manufacturer's Name

Desco

Address (Number, Street, City, State, and Zip Code)

90 Hudson Rd., Canton, MA 02021

Emergency Telephone Number

(781) 821-8370

Telephone Number for Information

(781) 821-8370

Date Prepared

11-01-2001

Signature of Preparer (Optional)

Section II - Hazardous Ingredients/Identity Information

Hazardous Components (Specific Chemical Identity, Common Name(s))	OSHA PEL	ACGIH TLV	Other Limits Recommended	% (optional)
Polymethylmethacrylate CAS No. (9011-14-1)	NE	NE		5-25%
Acrylic Polymer (Non Hazardous)	None	None		5-25%
Trade Secret #000203MA102	NE	NE		5-25%
Trade Secret #000204MA103	NE	NE		5-25%
Water (Non Hazardous)	NE	NE		60-100%

This product contains NO toxic chemicals subject to the reporting requirements of Section 313 of the Emergency Planning and Community Right-To-Know Act of 1986 and of 40 CFR372.

HMIS Rating: Health: 1, Flammability: 0, Reactivity: 0, Pers. Protect: B

Section III - Physical/Chemical Characteristics

Boiling Point	212°F	Specific Gravity (H ₂ O - 1)	8.9 lbs/gallon	>1.0
Vapor Pressure (mm hg.)	N/A	Melting Point		N/A
Vapor density (AIR = 1)	<1.0	Evaporation Rate (Butyl Acetate = 1)		<1.0
Solubility in Water				
Dilutable				
Appearance and Odor				
Milky, white liquid				

Section IV - Fire and Explosion Hazard Data

Flash Point (Method Used)	Flammable Limits	LEL	UEL
N/A	N/A		
Extinguishing Media			
Foam, CO ₂ , Dry Chemical and Water			
Special Fire Fighting Procedures			
None Required			
Unusual Fire and Explosion Hazards			
None known			

Section V - Reactivity Data

Stability	Unstable		Conditions to Avoid Excessive heat and freezing temperatures. Avoid contact with acids.
	Stable	X	

Incompatibility (*Materials to Avoid*)

None known

Hazardous Decomposition or Byproducts

CO, CO₂, and unidentified organic compounds.

Hazardous Polymerization	May occur		Conditions to Avoid N/A
	Will Not Occur	X	

Section VI - Health Hazard Data

Route(s) of Entry:	Inhalation?	Skin?	Ingestion?
	Minor Irritation	Minor Irritation	Dilute with water

Health Hazards (*Acute and Chronic*):

Acute: continuous skin contact may cause dermatitis

Carcinogenicity:	NTP?	IARC Monographs?	OSHA Regulated?
	None	None	None

Signs and Symptoms of Exposure:

May result in irritation of the skin, eyes and respiratory tract.

Medical Conditions

Generally Aggravated by Exposure None Known

Emergency and First Aid Procedures

Inhalation: Move subject to fresh air. Skin: Wash with soap and water. Ingestion: Drink several glasses of water (**DO NOT INDUCE VOMITING**)
Contact a physician; Eyes: flush 15 minutes with water.**Section VII - Precautions for Safe Handling and Use**

Steps to Be Taken In Case Material is Released or Spilled

Dike and contain spill with inert material (e.g. sand, earth). Keep spills and cleaning runoffs out of municipal sewers and open bodies of water.

Waste Disposal Method

Coagulate the emulsion by the stepwise of Ferric Chloride and Lime. Remove the clear supernatant liquid and flush to a chemical sewer.
Incinerate the solids and the contaminated diking material according to local, state, and federal regulations.

Precautions to be Taken in Handling and Storing

Wear gloves, goggles, and protective clothing.

Other Precautions

Shipping Information

DOT shipping name: NOS

DOT Hazard Class: None

DOT Labels Required: None

Freight Description: Carpet Protector

Section VIII - Control MeasuresRespiratory Protection (*Specify Type*)

Wear (MSHA/NIOSH-approved) respirator where exposure limits are exceeded.

Ventilation	Local Exhaust	Special
	Mechanical at point of contamination release	None
	Mechanical (General)	Other

Protective Gloves

Impervious/Neoprene

Eye Protection

Chemical splash goggles (ANSI Z-87.1)

Other Protective Clothing or Equipment

Wear protective clothing to prevent contact with product. Eyewash station

Work/Hygienic Practices

N/A = Not Applicable; NE = None Established

DESCO WEST - 3651 Walnut Avenue, Chino, CA 91710 • (909) 627-8178 • Fax (909) 627-7449
DESCO EAST - 90 Hudson Road, Canton, MA 02021-1407 • (781) 821-8370 • Fax (781) 575-0172 • Web Site: <http://www.desco.com>